



# Creativity and Imagination in Schools: A **Reflection of Practice**

# Table of contents



1

**Valuing** the Arts

3

**Fostering Creativity &**  
**Imaginative Thinking**

2

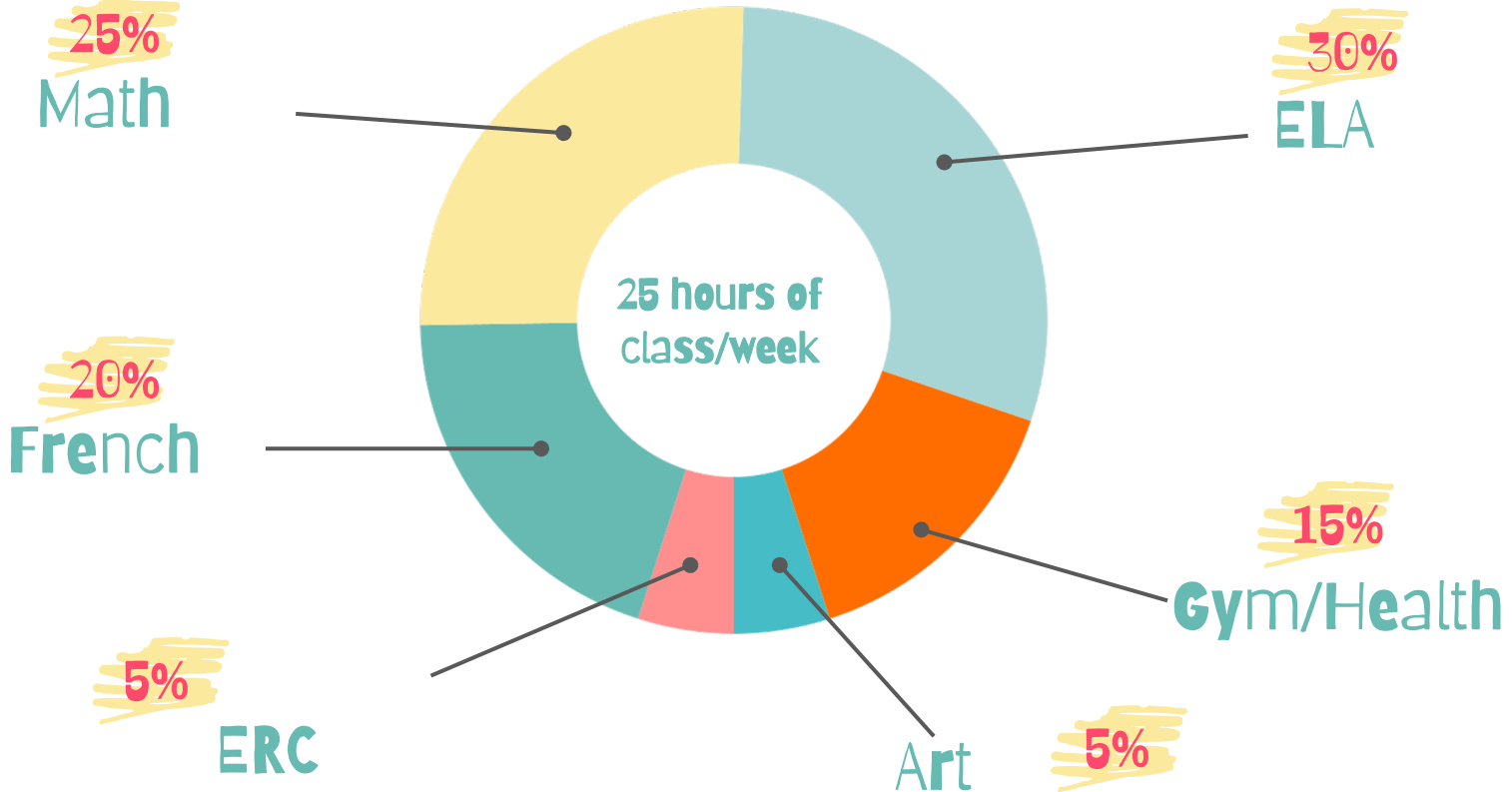
**Teaching** Artfully

4

**Reflecting**



# Elementary Subject Weekly Breakdown







# Educational Inequity

The configuration of what subjects are allotted time and how much.

Subject areas that are given less time are seen as being of lower value than core subjects that receive more time.



# Art Inequity in Education



Believed that children  
who shine in the arts  
will not shine as  
brightly as those in  
STEM



Students with  
interests/abilities in  
the arts are denied the  
same opportunities  
than those in STEM



**“The arts, experienced in the fullness of  
our emotions, are about coming alive”**

**How can teachers create classroom  
environments that support and foster  
creative and imaginative thinking?**



# Teaching Artfully

1

Providing students with a climate that allows them to **explore and take risks**



2

Providing students with **artistic experiences**



# Explore and take risks:



Rekindle students  
interests




Have confidence in  
all your students



# Artistic experiences:



Projects that use  
imagination



Immersion in  
daily routines



Observing  
other artists

# Environment

- Think critically
- Feel free to take risks
- Out of the box ideas
- Feel SAFE



# How to achieve this...



## Making Art

Art making techniques tied to learning about another subject



## Exposure to artists

Famous artists and their movements



## Different mediums

Try it out!! Watercolour painting , Oil pastels, Chalk.....

# Our classrooms should SCREAM:



**“Come in”**

**“Come play and  
explore!!”**

**“Try something  
new!”**

**“You’re welcome  
here”**

**“This is a safe  
place”**



# Link **play** to child development and learning



1. **Freedom of choice**



2. **Personal enjoyment**



3. **Focus on activity instead of outcome**





Why is **reflecting** important?



The background is a light gray with several abstract, hand-drawn elements in yellow, red, and teal. These include scribbles, dots, and irregular shapes scattered around the central text. 

“Balance”




What  
about  
you?





Are my lessons engaging  
and creative enough?

**VS.**

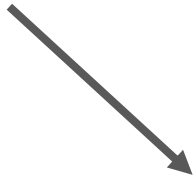


Did I provide enough time to  
process feelings, and experience,  
to make sense of it and to absorb  
it completely?






QUIET



REST





preferences

abilities

capabilities

improvement

Reflection

calm

possibilities

mistakes



# Conclusion



Thank You!